




❄️ Christmas Scavenger Hunt ❄️

Directions: To begin the adventure, grab a camera, Bible and the Christmas Scavenger Hunt. Read aloud Luke 2: 1-20 and Matthew 2:1-2. Next, read the clues and the Scripture provided to solve each riddle. Check each item off your list as you finish. For a twist, take pictures of each item you find or have children draw a picture of the answer instead.


❄️ *Read Luke 2:6* ❄️ *completed*

Find something soft and warm that is similar to the material in this verse.



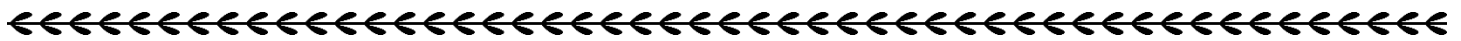
❄️ *Read Luke 2:6* ❄️ *completed*

Find something the same color of what was probably used to line Jesus' bed.



❄️ *Read Luke 2:8* ❄️ *completed*

Find something as soft and furry as the animal mentioned in this verse.



❄️ *Read Luke 2:9* ❄️ *completed*

Find something the color of the heavenly hosts in this verse.

arabahjoy.com





❄️ Christmas Scavenger Hunt ❄️

❄️ *Read Luke 2:15* ❄️

completed

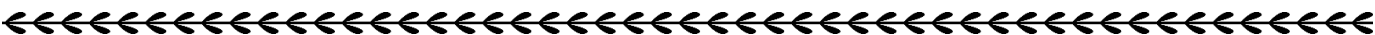
Find something that the shepherds would have worn or used as they traveled to meet Jesus.



❄️ *Read Luke 2:19* ❄️

completed

Find something the same shape as where Mary treasured the memories of Jesus' birth.



❄️ *Read Matthew 2:9* ❄️

completed

Find something the same shape as the "nightlight" that guided the Magi.



❄️ *Read Matthew 2:11* ❄️

completed

Find _____ gifts to offer to baby Jesus. Hint: This is the same number of gifts the Magi presented to Jesus.

Once you're done, retell the story of Jesus' birth in your own words.



